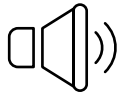

Fire Alarm Systems **Product Catalogue**



Alarm



Easy to use



Protection



Index

- 04 ➤ About us
- 07 ➤ Addressable fire detection and alarm control panel
- 09 ➤ Addressable control panel accessories
- 12 ➤ Addressable detector
- 15 ➤ Addressable manual call point
- 16 ➤ Addressable sounder
- 17 ➤ Addressable modules
- 21 ➤ Remote indicator
- 22 ➤ Programmer
- 24 ➤ Conventional control panels
- 25 ➤ Conventional devices
- 29 ➤ Accessories



JADE BIRD FIRE

Founded in Beijing, China in June 2001, Jade Bird Fire is the technology leader driving digitalisation in fire detection and alarm systems.

Jade Bird Fire focuses its strategy on innovation, producing cutting-edge technology based on information and advanced electronic fire detection devices, as well as intelligent fire control systems. This positions the company as a leading provider of fire protection and security systems, leading to safer and smarter buildings.

With products of exceptional quality, winning recognition awards from central, provincial and municipal governments. Our products are used in major landmark projects such as Zhongnanhai, Beijing Olympic Games, Shanghai World Expo, Guangzhou Asian Games, Nanjing Youth Olympic Games, etc. Nanjing Youth Olympic Games, etc.

Jade Bird Fire takes great responsibility for the protection of public safety, people's lives and property. Since its establishment in 2001, the company has been steadily growing its business at a rapid pace. It has its own production facilities, R&D centres and a comprehensive sales network in North America, Europe, Hong Kong and other areas where it manufactures UL, ULC, CCC and EN54 products for the global market.

Today, Jade Bird Fire is at the forefront of the fire protection industry in terms of brand awareness, business strength and product quality. In a short time we have become a leading representative of the internationalization of the life protection industry, becoming a leading company with in the industry of fire detection and alarm systems in world.

In July 2018, Jade Bird Fire opened its offices in Barcelona, Spain, where an engineering, technical and commercial team take Jade Bird Fire products throughout Europe. The company that includes research on fire security products, development, production, sales and value-added services, has started a new stage to develop globally from the strategic perspective of technological innovation, corporate culture, social benefits and industrial chain, having now presence in South America, Africa, Europe and Asia.



"We believe in the importance of product and market knowledge as a key priority to be able to offer a service to our clients and to build strong and long-term relationships"

Héctor Ortiz/General Manager

Our customers are the key to the development of our products, because meeting their individual needs and expectations is of vital importance to us. We are leaders in research and our mission is the development, design and conception of quality products to ensure long durability. We understand that everyone can benefit from our design, performance and quality according to the specific regulations and standards of each country. It is a great pride for us to ensure the protection of life every day and that the spirit of performance and passion drives us to maintain the highest level of quality and reliability. Because our products pass the strictest quality tests so that we can guarantee maximum reliability.



DRACO SERIES CONTROL PANEL

Addressable fire detection and alarm control panel



Key Features

- 1 to 8 loops expandable panel with 200 addresses per loop.
- Large 7" color LCD with user customizable home-screen.
- Fully programmable from the front panel or via any device.
- Programmable and upgradeable from USB.
- Intuitive web configuration tool for loading and unloading settings.
- LED indicators for zones and alerts.
- Up to 4 amps available for external devices.
- Metallic cabinet with front door equipped with access key.
- Optional cabinets for large batteries and events log printer.

The Draco JBE-P2L1 is an addressable Fire Alarm Control Panel designed for small to medium-sized spaces, in new constructions or those undergoing modernization.

Its development follows the EN regulations, positioning itself as the first solution under Jade Bird Fire standards and certified according to the requirements of EN 54-2 and EN 54-4.

This control panel stands out for its capacity to support up to 8 loops and 1600 addressable devices. It offers 2 general relay outputs for failure and alarm, as well as 2 24V DC outputs for powering external devices. In addition, it is equipped with optional cabinets for battery and/or printer extensions, facilitating the recording of incidents.

The user interface of the JBE-P2L1 central is characterized by a 7-inch color LCD screen with a resolution of 800 x 480. With 6 auxiliary function keys, 4 control keys, and a 12-key alphanumeric keypad, with 11 LED indicators for alerts and 30 LED indicators for zones, it provides a highly intuitive alarm management. It allows users to fully configure the system without the need for external tools.

The control panel also has a USB connection that allows installers to download configuration data to another external USB device. This makes it easy to exchange and update data using the cloud-based configuration tool, known as the Jade Bird Cloud.

This cloud-based web service platform allows execution from any PC, laptop or smart device, providing exceptional flexibility to users.

TECHNICAL DATA JBE-P2L1

System capacity	
Number of detection loops	1, 2, 4, 6 or 8
User-selectable detection loop topologies	Class A (Ring) or Class B (Star)
24 V outputs to field devices	2
Maximum number of detection zones	400
Maximum number of output groups	400
Connection to field devices	
Maximum loop distance	2.000 m
Recommended cable type	2 x 1.5 mm ² unshielded twisted pair
Maximum number of addressable points (Free mix of detectors, MCP, IO, sounders)	200 per class A loop (max 2x200)
Detection loop voltage	JBE pulsed protocol (20 to 30 Vpp)
Detection loop available current	500 mA
DC outputs to field devices	2x2A @ 24 Vcc
Alarm & Fault relay outputs	
Connection type	Normally-Open voltage-free relay
Electrical contact ratings	2A @ 30 Vcc
Power Supply	
Mains voltage	AC 230 V (196 – 253 V)
Mains fuse	2.5 A slow acting
Power rating (mains)	2.5 A max
Max. sustained DC output current (Imax a)	4 A
Max. alarm DC output current (Imax b)	5.5 A
Batteries	
Approved battery types	Primary cabinet (6.3 mm Faston tab terminal) 2 x Yuasa NP7-12LFR 2 x Yuasa NP12-12FR With optional battery box kit (Ø5 mm ring terminal) 2 x Yuasa NP17-12IFR
Float charge compensation	-36 mV/°C
Internal battery resistance	Max 1 Ω
Panel Dimensions	
Dimensions (WxHxD)	440 x 370 x 126 mm
Weight (without batteries)	4 kg
Weight (including 12 Ah batteries)	12 kg
Printer Cabinet Dimensions	
Dimensions	440 x 120 x 126 mm
Weight	1 kg
Battery Cabinet Dimensions	
Dimensions	440 x 250 x 126 mm
Weight (including batteries) 17 Ah)	14 kg
Dimension of the external expansion cabinet	
Dimensions	440 x 250 x 126 mm
Weight	1kg
Specification and Certification	
Standards	EN 54-2 and EN 54-4
DoP	DoP-0370-CPR-3813-1

JBE-P2L1-2LE+IO

Addressable fire detection panel with 2 loop (400 devices) with the 2-input and 4-output supervised expansion cards (JBE-P2L2-IO). Expandable up to 8 loops with additional cards (JBE-P2L2-2LP) and expansion box (JBE-EXP).

Fully programmable from the control panel or by means of any portable device.

Fire detection control panels DRACO**JBE-P2L1-1LE**

Addressable fire detection panel with 1 loop (200 devices) expandable up to a maximum of 4 loops with additional loop card (JBE-P2L1-EXLP) for the second loop and with loop expansion card (JBE-P2L2-2LP) for the third and fourth loop,

JBE-P2L1-2LE

Addressable fire detection panel with 2 loop (400 devices). It maintains the same characteristics as the single-loop panel. Fully programmable from the control panel or by means of any portable device. Expandable up to 4 loops with additional loop expansion card. (JBE-P2L2-2LP)

JBE-P2L1-4LE


Addressable fire detection panel with 4 loop (800 devices) expandable up to 8 loops with add-on cards (JBE-P2L2-2LP) and its expansion box (JBE-EXP)

Fully programmable from the control panel or by means of any portable device.

Accessories for fire detection control panels DRACO


Second loop card (JBE-P2L1-EXLP)

The optional second loop card (JBE-P2L1-EXLP) can be added to the main loop panel card to expand it into a two-loop panel. The second loop has the same capabilities as the first loop in the number of devices and power limits.




IO expansion card (JBE-P2L2-IO)

The JBE-P2L2-IO card allows adding 2 additional inputs and 4 additional outputs supervised to the JBE-P2L1 fire panel.




Network communication card (JBE-P2L2-NET)

The JBE-P2L2-NET card allows to connect the JBE-P2L1 fire panel to communicate on a dedicated network. Watch our video explaining how to install and configure the JBE-P2L2-NET network card.



Loop expansion card (JBE-P2L2-2LP)

The JBE-P2L2-2LP expansion card allows for the addition of two additional loops to the JBE-P2L1 control panel configuration. Each expansion card provides an additional two loops to the panel, with a maximum of eight loops with up to three cards per panel. The main panel card provides two loops to the system.





Box accessories

External battery box

(JBE-BAT)

The optional external battery box provides the housing and cables needed to use two (2) 17 Ah batteries. This is to use 17 Ah batteries instead of the 7 or 12 Ah batteries for longer stand by time.



Printer

(JBE-PRT)

The optional printer consists of an external printer box with a thermal printer. It can be installed/attached under the cabinet of the panel. When the printer is installed, users with access level 3 can setup the printer from the adjust menu.



External expansion box

(JBE-EXP)

The external expansion box (JBE-EXP) provides a cabinet equipped with the necessary cables to support up to three JBE-P2L2-2LP or four JBE-P2L2-IO cards. This allows the panel to be expanded



JBE-F25

Alarm transmitter to Central Alarm Receiving Centre and application (ARC) certified EN 54-21



The JBE-F25 transmitter offers an effective connectivity solution for the JBE-P2L1 addressable fire control panel, in compliance with EN54-21 standards.

This equipment maintains a secure connection through constant supervision and uses the Contact-ID or SIA protocols to transmit alarm and fault events across specific zones and individual points.

It allows connection to up to two alarm receiving centers (ARC) using encrypted communication.

Connectivity is done by 4G, WIFI or Ethernet (RJ45).

TECHINCAL DATA

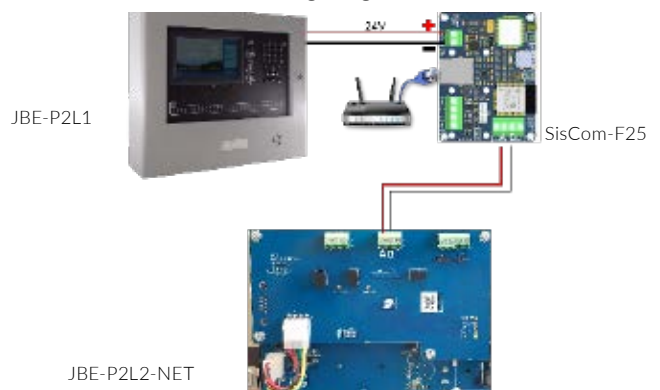
Working voltage	From 5 to 30V DC
Consumption	≤ 90 mA (average) / 180 mA (peak)
Wiring	USB 2.0 port Mini-B cable
Working temp.	-10°C ~ 40°C
Relative humidity	75% non-condensing
Dimensions transmitter without box	85mm x 62mm x 30mm
Dimensions transmitter with box	172mm x 170mm x 48mm
Weight	1,9kg



Features

- Connectivity done by LTE (4G), WIFI or Ethernet (RJ45).
- Socket for NANO SIM card of any mobile phone operator. For LTE connection, line with data tariff and SMS sending (optional) is required. We recommend using M2M (machine-to-machine) SIM Cards with a data plan of 1 GB per month.
- Connection to Jade Bird Centrals by means of integration protocol, through RS232 port.
- Provided with Contact ID or SIA protocols for simultaneous connection to two Alarm Receiving Centres, with Ethernet or GPRS transmission. Configuration of 2 IP addresses for each CMS.
- Sending of messages warning of status changes in zones by SMS, WhatsApps, push messages and/or email.
- Configuration of different telephone numbers for sending SMS and/or email addresses to inform of changes in the status of:
 - o Alarm
 - o Fault
 - o Disconnection
 - o Test.
- 24V DC power supply from the fire alarm control panel.
- EN 54-21 and EN 50136-2 certified.
- Software for programming and management of the equipment via internet.
- IP assignment via DHCP or manual assignment.

Wiring diagram



JBE-2111

Addressable smoke detector



The JBE- 2111 addressable smoke detector is designed to operate in a loop of fire detection and alarm devices with the JBE loop protocol.

The detector can respond to different stages of a fire from the minimum visible smoke, and at the same time has advanced algorithms to avoid unwanted alarms.

It also incorporates a dirt compensation function that extends its lifespan, while at the same time preventing unwanted alarms caused by the accumulation of dirt or dust.

The detector will send alarm signals to the control panel when the preset value of detected smoke reaches the defined alarm limits.

Sensitivity levels

The detector will transmit alarm levels 1,2,3 to the control panel without the need for presetting.

Select in the control panel configuration the most suitable profile for your application.

Profile 1	EN 54-7, earliest detection
Profile 2	EN 54-7, estandard sensitivity
Profile 3	EN 54-7, strong false alarm rejection

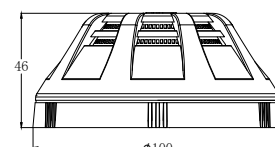
Key Features

- Compact design.
- Base output with remote indicator (requires JBE-2165).
- Three smoke sensitivity certifications (including alarm block).
- Programmable soft address by means of JBE-AT1 tools.
- EN 54-7 certificate.

TECHNICAL DATA

Category	EN 54-7 optical smoke detector
Working voltage	DC 16 - 30 V (JBE protocol pulse amplitude)
Connection	2-wire JBE communication bus, no polarity
Wiring	Twisted pair, max. wiring gauge 2.5 mm2
Quiescent current	≤0.3mA @24V
Activation current	≤1mA @24 V (plus <8 mA to remote indicator)
Working Temp.	-10°C ~ +60°C
Storage Temp.	-20°C ~ +60°C
Environment	≤ 95% HR (40±2°C) (no condensation nor icing)
Addressing method	Soft addressing with tool JBE-AT1, non volatile)
Address range	1-200
Protection area	60~80m2 (subject to local codes)
Red LED indication	Standby: Flashing when polled Alarm: Steady on when in alarm
Dimension (ØxAI)	Ø100 mm × 46 mm
Weight	0.1 kg
IP rating	IP40
Compatibles bases	JBE-2160 for installation without remote indicator JBE-2165 for installation with remote indicator
Remote indicator	LED with or without series resistor (Rs <4 kOhm)
Standards	EN 54-7:2018
DoP	DoP-0370-CPR-3808-1

Mechanical Dimensions (all dimensions in mm)





JBE-2106

Addressable heat detector

JBE-2106 is an addressable heat detector designed to operate on a loop of intelligent fire detection and alarm devices with the JBE loop protocol. This heat detector sends fire alarm signals to the fire panel when the air temperature (or its rate of rise) reaches the alarm thresholds defined in the European standards EN 54-5.

The detector features three sensitivity profiles: A2R, A2 and A2S. The Draco fire panel allows selecting which threshold to apply to the detector. The day/night programming of the control panel will allow the profile to be changed automatically between different periods of the day or week.

The detector can also transmit to the control panel the data relevant to the temperature curve that can be displayed to assess the impact of the process environment of the protected installation (e.g. water vapour, furnace heat, etc.).

Sensitivity levels

The detector will transmit alarm levels 1, 2 and 3 to the control panel without pre-configuration.

Select the most suitable profile for your application in the control panel configuration:

Profile 1 (High sensitivity)	EN 54-5 category A2R (gradient)
Profile 2 (Medium sensitivity)	EN 54-5 category A2
Profile 3 (Low sensitivity)	EN 54-5 category A2S (Static)

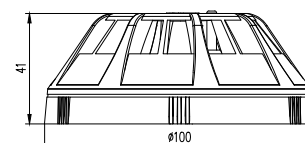
Key Features

- Compact design.
- Base output with remote indicator (requires JBE-2165).
- Thermovelocimetric or fixed temperature detector (A2R, A2, A2S).
- Programmable using the JBE-AT1 tool.
- EN 54-5 certified.

TECHNICAL DATA

Category	EN 54-5 heat detector with selectable A2, A2R and A2S selectable
Working voltage	DC 16-30V (JBE Pulse width protocol)
Connection	JBE communication bus 2-wire, without polarity.
Wiring	Twisted pair, max wiring size 2,5 mm2
Quiescent current	≤0.3 mA @24 V
Activation current	≤1 mA @24 V (Up to 8 mA from remote indicator)
Working. Temp	-10°C ~+50°C
Storage. Temp	-20°C ~+60°C
Environmental humidity	≤ 95% HR (40±2°C) (no condensation, no ice)
Addressing method	Addressing tool JBE-AT1
Address range	1-200
Protection area	20 a 30 m2 (subject to local codes)
Red LED indication	Alarm: Steady on when activated Rest: Flashing with loop polling
Dimension	100 mm × 41 mm
Weight	0.1 kg
IP rating	IP40
Compatible bases	JBE-2160 for installation without remote indicator JBE-2165 for installation with remote indicator
Remote indicator	LED with or without series resistance (Rs <4KOhm)
Standards	EN 54-5:2017+A1:2018
DoP	DoP-0370-CPR-3810-1

Mechanical Dimensions (all dimensions in mm)





JBE-2115

Addressable smoke and heat detector

JBE-2115 is an addressable combined optical smoke and heat detector designed to operate on a loop of intelligent fire detection and alarm devices with the JBE loop protocol.

It sends fire alarm signals to the fire panel when the pre-selected levels of heat or smoke are detected.

The detector also incorporates a dirt compensation function that prevents the accumulation of dust and false alarms.

Sensitivity levels

The detector continuously performs independent heat and smoke measurements, which allows the fire control panel to indicate the alarm, depending on the alarm profile selected. Each profile incorporates at least one EN 54 certified temperature and/or smoke alarm level. However, please note that some profiles incorporate alarm levels that are above or below the EN 54 requirements.

Profile	Sensitivity to smoke	Sensitivity to heat
1	Very high	EN 54-5 A2
2	EN 54-7	EN 54-5 A2
3	EN 54-7	Very low
4	EN 54-7	0 (without heat alarm)
5	Very low	EN 54-5 A2
6	0 (without smoke alarm)	EN 54-5 A2

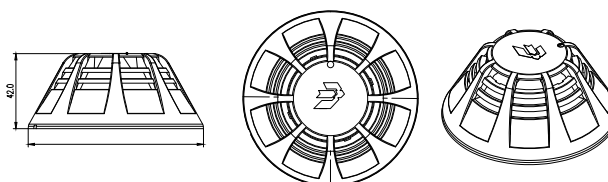
Key Features

- Six sensitivity profiles with different smoke/heat combinations.
- Programmable using the JBE-AT1 tool.
- EN 54-7 and EN 54-5 certified.

TECHNICAL DATA

Category	EN 54-5 (Type A2) and/or EN 54-7 depending on the selected profile.
Working voltage	DC 18-28V (JBE Pulse width protocol)
Connection	JBE communication bus 2-wire, without polarity.
Wiring	Twisted pair, max wiring size 0,5- 2,5 mm ²
Quiescent current	≤0.3 mA @24 V
Activation current	≤1 mA @24 V
Working. Temp	-10°C~ +60°C
Storage. Temp	-20°C~ +60°C
Environmental humidity	≤ 95% RH (40±2°C) (no condensation, non icing)
Addressing method	Addressing tool JBE-AT1
Addressing range	1-200
Protection area	20-30 m ² (Subjected to local codes)
Red LED indication	Alarm: Steady on when activated Rest: Flashing with loop polling
Dimension	100mmx53mm
Weight	0.1 kg
IP rating	IP40
Compatible bases	JBE-2160
Standards	EN 54-5:2017+A1:2018, EN 54-7:2018
DoP	DoP-0370-CPR-3809-1

Mechanical Dimensions (all dimensions in mm)



JBE-2100

Addressable manual call point



The addressable manual call point JBE-2100 is designed to operate in a loop of intelligent fire detection and alarm devices with the JBE loop protocol.

The manual call point shall send alarm signals to the control panel when the resettable element is pressed, as defined in the European standard EN 54-11.

After activation, the manual call point will remain in alarm until it is reset with the supplied tool. There is no glass-breaking element in this device, so the reset operation is performed without the need to replace any element.

The JBE-2100 also has a pair of normally open clean contacts, which close on activation. These can optionally be used for local action or to provide a trigger signal to third party systems.

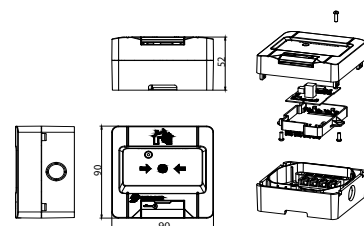

Can be supplied with plastic cover on the reference JBE-2100C.

Key Features

- Front LED indicator.
- Resettable element with key tool supplied.
- Built-in auxiliary dry contacts operate when activated
- Base with terminals for easy removal installation.
- Programmable by means of the tool JBE-AT1.
- EN 54-11 certified.
- Able to have plastic protection (JBE-2100C)

TECHNICAL DATA

Category	EN 54-11 type A indoor MCP
Working voltage	DC 19 - 28V (JBE protocol pulse amplitude)
Connection	2-wire JBE communication bus, no polarity
Wire size	Twisted pair, max. wiring gauge 2.5 mm ²
Quiescent current	≤0.3 mA @24 V
Alarm current	≤1.0 mA @24 V
Clean contact rating	0.1 A / 30 V DC
Working Temp.	-10°C ~ 55°C
Storage Temp.	-20°C ~ +60°C
Environmental humidity	≤ 95% HR (40±2°C) (no condensation nor icing)
Addressing method	Soft addressing with tool JBE-AT1, non-volatile
Address range	1-200
Red LED indication	Standby: Flashing when polled Alarm: Steady on when in alarm
Dimensions (LxWxH)	90×90×52 mm
IP Rating	IP40
Weight	0.16 kg
Standards	EN 54-11
DoP	DoP-0370-CPR-3803-1



JBE-2235

Addressable sounder
with beacon

The Addressable sounder JBE-2235 is an addressable EN 54-3 designed to operate in a loop of intelligent fire detection and alarm devices with the JBE loop protocol.

The sounder device receives activation commands from the JBE fire panel and generates its sound output accordingly.

This sounder is compatible with the standard base JBE-2160 and JBE-2160R, being this last one red.



Key Features

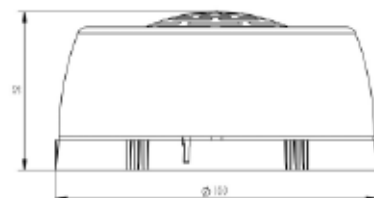
- Powered from the loop (2 wires).
- Low power consumption.
- Configurable tone and volume.
- Indicator visual (On/Off).
- Programmable soft address by means of JBE-AT1 tool.
- EN 54-3 certificate.

TECHNICAL DATA

Category	EN 54-3 Type A sounder (Indoor)
Working voltage	DC 19 - 28,5 V (JBE protocol pulse amplitude)
Connection	2-wire JBE communication bus, no polarity
Wiring	Twisted pair, max. wiring gauge 2.5 mm ²
Current JBE comm loop	I _{max} ≤ 10 mA @27V; I _{average} ≤ 6.6 mA @27V; ≤ 0.18 W @27V
Sound pressure level	100 dBA @1 m; 2.2-3.8 kHz Swept Tone (0.5 Hz)
Working temp.	-10°C~+55°C
Storage temp.	-20°C~+60°C
Environment	≤ 95% RH (40±2°C) (no condensation nor icing)
Addressing method	Soft addressing with tool JBE-AT1, non-volatile
Address range	1-200
Dimensions	(ØxH) 100×52 mm
Weight	0.1 kg (Including base)
IP rating	IP31
Standards	EN 54-3:2001+AC1:2002+A2:2006
DoP	DoP-0370-CPR-5933-1



Mechanical Dimensions (all dimensions in mm)



JBE-2120

Addressable input module



JBE-2120 is an addressable input module designed to operate on a loop of intelligent fire detection and alarm devices with the JBE loop protocol.

The module is loop-powered and provides one logic input to the fire detection system controlled by the fire panel.

This input is electrically isolated from the loop and can be used for monitoring the state of one normally open drycontact switch. Input modules are often used to monitor third-party equipment such as a door contact. When the input is activated, the LED turns on and the module reports the event to the fire panel

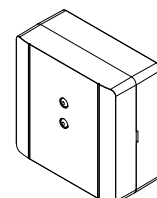
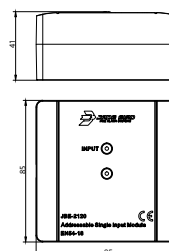
The JBE-2120 will notify the control panel if there is a disconnection in the pair of cables which lead to the monitored field equipment.

Key Features

- Front LED indicator (polling and activation).
- Input for external monitored signal (short and open circuit).
- Base with connection terminals for allow easy removal/installation.
- Programmable using the JBE-AT1 tool.
- EN 54-18 certificate.

TECHNICAL DATA

Category	EN 54-18 input module
Working voltage	DC 16-30 V (JBE protocol pulse amplitude)
Connection	2-wire JBE communication bus, no polarity
Wiring	Twisted pair, max. wire section 2.5 mm ²
Quiescent current	≤0.25 mA @24 V
Activation current	≤1 mA @24 V
EOL resistor	10 kΩ
Working Temp.	0°C ~ +40°C
Storage Temp.	-20°C~+60°C
Environment	≤ 95% RH (40±2°C) (no condensation nor icing)
Addressing method	Soft addressing with tool JBE-AT1, non-volatile
Address range	1-200
Red LED Indications	Standby: "Input" flashes when polled Fault: "Input" is off Activation: "Input" is constantly on
Dimensions	85×85×41 mm
Weight	0.1 kg (including base)
IP rating	IP40
Standards	EN 54-18:2005+AC:2007
DoP.	DoP-0370-CPR-3805-1



JBE-2125

Addressable output module



JBE-2125 is an addressable output module with one feedback input designed to operate on a loop of intelligent fire detection and alarm devices with the JBE loop protocol.

The output can be used as an electrically isolated relay or as a 24-V active output. In order to be able to provide an active (24V) output, the module needs to be connected to a 24V field bus.

The JBE-2125 has a fault detection feature which notifies the control panel when the input wiring is disconnected and when the output wiring has an open or short circuit. The fault detection function is only available in the active output mode.

Convenient LEDs provide local information of the input and output status to support installation inspection and troubleshooting.



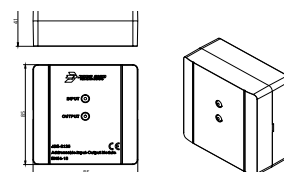
Key Features

- Front LED indicator (polling and activation).
- Supervised output or dry contact relay selectable JBE-AT1.
- Input for external monitored signal (short and open circuit).
- Base with connection terminals for allow easy removal/installation.
- Programmable using the JBE-AT1 tool.
- EN 54-18 certificate.

TECHNICAL DATA

Category	EN 54-18 output module with feedback input
Working voltage	DC 16-30 V (JBE protocol pulse amplitude)
Connection	2-wire JBE communication bus, no polarity
Wiring	Twisted pair, max. wiring gauge 2.5 mm ²
Quiescent current	≤0.25 mA @24 V
Activation current	≤1 mA @24 V
Output	Maximum 1 A @24V (Active output mode)
Clean contact rating	2 A @30 V DC (Relay output mode)
Input EOL Resistor	10 kΩ
Output EOL Resistor	10 kΩ
Working Temp.	0°C ~ +40°C
Storage Temp.	-20°C ~ +60°C
Environment	≤ 95% HR (40±2°C) (no condensation nor icing)
Addressing method	Soft addressing with tool JBE-AT1, non-volatile
Address range	1-200
Red LED Indications (Active output mode)	Standby: "Input" and "Output" flashes when polled Output Activation: "Output" is constantly on Feedback: "Input" is constantly on Input Fault: "Input" is off and "Output" flashes Output or 24V Fault: "Input" and "Output" are off
Red LED Indications (Relay Output mode)	Standby: "Input" flashes when polled, "Output" off Fault: "Input" and "Output" are off
Dimensions	85×85×41 mm
IP rating	0.1 kg (including base)
Clasificación IP	IP40

Mechanical Dimensions (all dimensions in mm)





JBE-2200

Addressable conventional zone module

JBE-2200 is an addressable conventional zone module designed to operate on a loop of intelligent fire detection and alarm devices with the JBE loop protocol.

The module is loop-powered or loop-powered plus 24 V DC power bus. It provides one conventional zone to the fire detection system controlled by the fire panel.

This conventional zone is electrically isolated from the loop and can be used for monitoring the state of one conventional zone. Zone modules are often used to monitor third-party equipment.

When the zone is activated, the LED turns on and the module reports the event to the fire panel.

The JBE-2200 will notify the control panel if there is a disconnection in the pair of cables which lead to the monitored 24 V DC power bus equipment.

Key Features

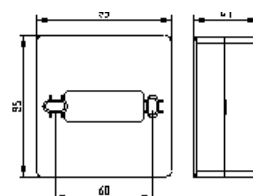
- Powered from the loop (2 wires).
- Front LED indicator.
- Monitored external PSD.
- Remote indicator output.
- Base with connection terminals for allow easy removal/installation.
- Programmable using the JBE-AT1 tool.
- EN 54-18 certificate.

TECHNICAL DATA

Category	EN 54-18 conventional zone module
Working voltage	DC 19 - 30 V (JBE protocol pulse amplitude) 20 - 30 V (24 V DC power bus)
Connection	2-wire JBE communication bus, no polarity 2-wire 24 V DC power bus, no polarity
Wiring	Twisted pair, max. wire section 2.5 mm ²
Current powered from the loop	≤9 mA @24 V (Current from the loop - Quiescent) ≤46mA @24 V (Current from the loop - Alarm)
Current powered from 24 V DC	≤2 mA @24 V (Current from the loop) ≤8 mA @24 V (Current from 24 V DC - Quiescent) ≤42 mA @24 V (Current from 24 V DC - Alarm)
EOL zone	4.7 kΩ
EOL external PSU	4.7 kΩ
Working Temp.	-10 ~ +55°C
Storage Temp.	-20 ~ +60°C
Environment	≤ 95% HR (40±2°C) (no condensation nor icing)
Addressing method	Soft addressing with tool JBE-AT1, non-volatile
Address range	1-200
LED indications Red (Alarm)	Standby: Flashes when polled Alarm: Steady on when in alarm
LED indications Orange (Fault)	Open: Steady on Low Voltage: 1 pulse per second Short Circuit: 2 pulses per second High Consumption: Continuous pulse train Reset: Pulse train during reset process (3 seconds)
Dimensions	85×85×41 mm
Weight	0.1 kg (Including base)
IP rating	IP40
Standards	EN 54-18:2005+AC:2007
DoP	DoP-0370-CPR-6272-1



Mechanical Dimensions (all dimensions in mm)



JBE-2150

Isolator module



JBE-2150 is an isolator module designed to operate on a loop of intelligent fire detection and alarm devices with the JBE loop protocol.

The isolator is placed at intervals on the loop and ensures that, in case of a short circuit, only the section between the isolators will be affected. The two wires of the loop section between the 2 isolators that are closest to the short circuit are disconnected, allowing to work the rest of the loop. When the short circuit is removed, the isolators automatically connect the isolated loop section restoring power and data.

Convenient LEDs provide local information of the isolator status to support installation inspection and troubleshooting. The top LED turns ON when side A of the loop is disconnected, and the bottom LED turns on when side B of the loop is disconnected.

The isolator modules don't use address from the loop and it's not required to program an address.

Key Features

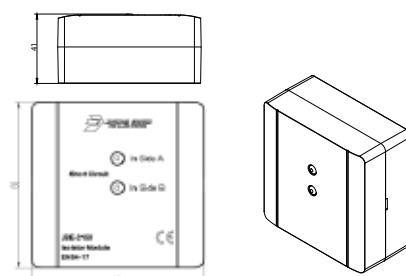
- Front LED indicators for both protected sections.
- Base with connection terminals for allow easy removal installation.
- EN 54-17 certificate.

TECHNICAL DATA

Category	EN 54-17 isolator module
Working voltage	DC 20-30 V (JBE protocol pulse amplitude)
Connection	2-wire JBE communication bus, no polarity
Wiring	Twisted pair, max. wire section 2.5 mm ²
Quiescent current	≤ 0.25mA @27VDC
Short circuit current from	≤ 15mA @27VDC
Maximum number of devices between isolators	32
Working temp.	0°C ~ +40°C
Storage temp.	-20°C ~ +60°C
Environment	≤ 95% RH (40±2°C) (no condensation nor icing)
LED Indication	Standby: The two LEDs are OFF Short-Circuit in Side A: Top LED is on Short-Circuit in Side B: Bottom LED is on
Dimensions	85x85x41mm (LxWxH)
Weight	100g
IP rating	IP40
Norma	EN 54-17:2005+AC:2007
DoP	DoP-0370-CPR-3807-1



Mechanical Dimensions (all dimensions in mm)



JBE-2162

Remote indicator



The JBE-2162 is an remote indicator light compatible with addressable and conventional detectors that are installed in enclosed or concealed enclosures.

The remote indicator connects to a detector and is intended to be installed outside the room or enclosure where the detector is located.

The JBE-2162 is surface-mountable, incorporates pre-machined tube inlet and high-brightness LEDs.

Also available in black under the reference JBE-2162BK.

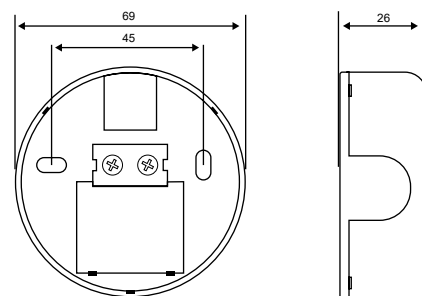
Key Features

- Compatible with addressable or conventional detectors .
- Surface or recessed mounting.
- Pre machining for tube inlet.
- High luminosity LED.

TECHNICAL DATA

Working voltage	From 5 to 36V DC
Activation current	≤ 6mA (a36V DC) ≤ 1,4mA (a 5V DC)
Wiring	Twisted pair, max. wiring gauge 2.5 mm ²
Working temp	-10°C ~ 55°C
Environment	≤ 95% HR (40±2°C) (no condensation nor icing)
Dimensions	Ø 69 x 26 mm
IP Rating	IP40
Weight	0.04kg

Mechanical Dimensions (all dimensions in mm)



JBE-AT1

Programmer



The JBE-AT1 programmer is part of the Draco series product line. It is used to read/write address numbers on detectors, manual call points and addressable module interfaces.

The primary functions of the programming tool is to allow the system installers to reprogram devices address, read device address and set operating modes. It also provides diagnostic features to help installers to allocate the devices on the field once they are connected and installed in their places.

Diagnostic will provide the ability to turn ON/OFF status LD on the devices and/or turn ON/OFF their outputs signals by individual devices or by a batch.

The tool is equipped with the corresponding cables need and a detector base to plug-in the detector.

An LCD screen will help the user with a friendly user interface based on selectable menu options to perform the different features by means of a numeric keypad.

Key Features

- Read and write address of loop devices.
- LCD display with user friendly interface and numeric keypad.
- Diagnostics to help users find faults.
- Long battery life.

TECHNICAL DATA


LCD display	128 x 64 lattice
Operating voltage	5 V DC
Standby power consumption	130mW
Maximum power consumption	380mW
Batteries	4 x 1.5V Type "AA"
Dimensions	100 mm x 195 mm x 52mm
Weight	0.4kg (Including batteries)





JBE-2593

MODBUS-RTU CONVERTER



Jade Bird JBE-P2L1 to Modbus-RTU converter.

The JBE-2593 is a converter developed by Jade Bird Europe that acts as a communication interface between the fire alarm control panel and third-party equipment, using the Modbus RTU protocol.

Equipped with four communication ports: CAN0, CAN1, RS232, and RS485.

The device converts data from the CAN bus of the Jade Bird fire control panel into RS485 port, enabling integration with external systems such as monitoring platforms or BMS.

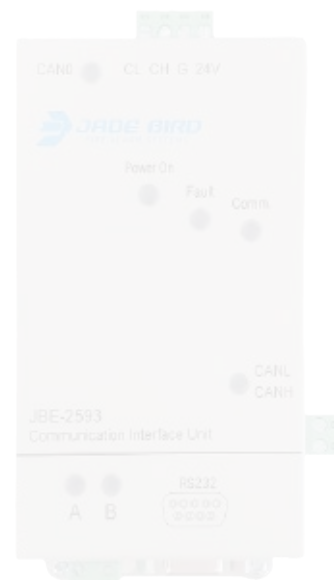
JBE-P2L2-NET network card is required to make the connection.

Key Features

- JBE-2593 interface card is powered by DC 24V.
- Query 100 registers at a time.
- Monitor all the addresses from the control panel.
- Information bits for alarm, faults or feedback current.
- Capable of transmitting all information or only fire information.

TECHNICAL DATA

Dimensions	140 x 74 x 29 mm
Weight	320 g.
Colour	Grey
Environment	Indoor
Working temperature	-10 to 55°C
Working voltage	24V DC (18V-28V)
Configuration	Via DIP switches to set the node.
Requirements	JBE-P2L2-NET



JBE-C2Z

JBE-C4Z

Conventional panels



Key Features

- 2 and 4 zone models.
- Discrimination between detector or push button alarm per zone.
- Alarm status relay output.
- Fault status relay output.
- 2 supervised sounder outputs (500 mA each).
- 24V auxiliary power supply output (500 mA).
- Test function for maintenance.
- Multilingual keypad.
- ABS plastic box.
- EN 54-2 and EN 54-4 certified.

The Jade Bird Fire range of compact conventional fire detection control panels covers all the requirements of small installations.

This range of control panels consists of 2 models: JBE-C2Z (2 zones) and JBE-C4Z (4 zones). They are CPR EN 54-2 and EN 54-4 certified.

Up to 32 detectors or 10 manual call point can be connected per zone.

Allows discrimination between manual call point and detector alarm. It has relay outputs for alarm status and fault status, 2 supervised sounder outputs (500 mA each) and 24V auxiliary power supply output (500 mA).

Compatible with installations previously carried out with other manufacturers, with 4k7 Ω end of line.

A sounder activation delay can be configured from 0 to 10 minutes (1 minute intervals).

It has a "Test" function to facilitate maintenance by a single person, resetting the control panel a few seconds after a detector is activated.



JBE-C8Z

JBE-C12Z

Conventional panels

Key Features

- 8 and 12-zone models
- Alarm status relay output
- Fault status relay output
- 2 supervised sounder outputs (500 mA each)
- Sounder delay configuration on PCB
- 24V auxiliary output (500 mA (1))
- Resettable 24V output (500 mA (1))
- Configurable external input
- Test mode with auto-rearm
- Multilingual keypad
- ABS plastic enclosure with flush-mount option
- Optional supervised siren expansion board
- Optional voltage-free relay expansion board
- CPR EN 54-2, EN 54-4 certification

Description

The Jade Bird line of conventional fire detection control panels has been certified to EN 54-2 and EN 54-4 standards to meet all the requirements of small and medium-sized installations.

This line of control panels includes two options: for 8 and 12 zones. Features common to the entire range include: differentiation between MCP alarms and detector alarms, relay outputs for alarm and fault status, two supervised sounder outputs (500 mA each), permanent and resettable auxiliary power outputs (500 mA combined), and one configurable input. It also offers the option to connect optional cards: relay cards and supervised siren cards.

Technical Data	
Power supply voltage:	90-264VAC 50/60 Hz
Battery capacity:	2 x 7.5 Ah
Zones:	Maximum current for the zone's alarm: 82 mA Maximum quiescent current for detectors: 3.5 mA Maximum number of devices per zone: 32 detectors / 10 MCPs Maximum resistance of the zone line: 44 Ω
Sounders outputs:	Maximum load: 500 mA per output Selectable delay on the board: 0 - 10 minutes
Voltage-free relay outputs:	10A a 30VCC
24V auxiliar outputs:	500 mA (1)
Resettavke 24V output:	Maximum load: 500 mA (1) Recovery time: 5 seconds
Environment	
Temperature working range:	From -5°C to 40°C
Relative humidity:	95% without condensation
IP index:	IP30
Physical features	
Size:	439 mm x 268 mm x 112 mm
Weight (without batteries)	1,9 kg
Certification	
EN 54-2, EN 54-4	
Certification number:	0370-CPR-0858 PR-1811-064



JBE-2112

Conventional optical smoke detector

The JBE-2112 conventional optical detector designed to operate on a zone line of conventional intelligent fire detection and alarm devices.

This smoke detector sends fire alarm signals to the fire panel when the detected smoke value reaches the preset alarm thresholds defined in the European norm EN 54-7.

This detector responds to varied kinds of smoke from the early stages of fire while featuring advanced algorithms to prevent false alarms. It also incorporates a pollution compensation feature which extends its service life, while preventing false alarms resulting from dust accumulation.

Sensitivity levels

The detector features three (3) sensitivity profiles. The JBE-AT1 Programmer allows selecting which threshold to apply to the detector.

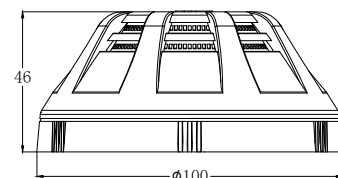
Profile 1 (Highest sensitivity)	EN 54-7, early detection
Profile 2 (Medium sensitivity)	EN 54-7, standard sensitivity
Profile 3 (Lowest sensitivity)	EN 54-7, strong false alarm rejection

Key Features

- Low profile design.
- Remote indicator output (requires JBE-2165 base).
- Three certified smoke sensitivities (including alarm rejection).
- LED blinking configurable with JBE-AT1 tool.
- EN 54-7 certificate.

TECHNICAL DATA	
Category	EN 54-7 optical smoke detector
Working voltage	DC 16 - 30 V
Connection	2-wire bus, no polarity
Wiring	Twisted pair, max. wiring gauge 2.5 mm2
Quiescent current	≤0.1mA @24V
Activation current	≥25mA @24 V (remote indicator current <15 mA)
Working Temp	-10°C ~ +60°C
Estorage Temp.	-20°C ~ +60°C
Environment	≥ 95% RH (40±2°C) (no condensation nor icing)
Configuration	Soft configuration with tool JBE-AT1, non-volatile
Protection area	60~80m2 (subject to local codes)
Red LED indication	Standby: Flashing Alarm: Steady on when in alarm
Dimensions	100 mm × 46 mm
Weight	0.1 kg
IP Rating	IP40
Bases Compatibles	JBE-2165 for installation with or without remote indicator
Remote Indicator	LED with or without series resistor (Rs <4 kOhm)
Standards	EN 54-7:2018
DoP	DoP-0370-CPR-6414-1

Mechanical Dimensions (all dimensions in mm)



JBE-2107

Conventional heat detector



JBE-2107 is a conventional heat detector designed to operate on a zone line of conventional intelligent fire detection and alarm devices. This heat detector sends fire alarm signals to the fire panel when the air temperature (or its rate of rise) reaches the alarm thresholds defined in the European norm EN 54-5.

Heat detectors are often used to detect fire in places where steam or dust can be present or where non-smoke fires might occur

Key Features

- Low profile design.
- Remote indicator output (requires JBE- 2165 base).
- Heat rate-of-rise and static detector (A2R, A2,AS).
- Led blinking configurable with JBE-AT1 tool.
- Certificado EN 54-5.

TECHNICAL DATA

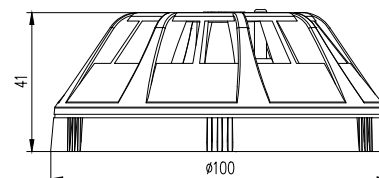
Category	EN 54-5 heat detector with selectable categories A2, A2R and A2S
Working voltage	DC 16 - 30 V
Connection	2-wire bus, no polarity
Wiring	Twisted pair, max. wiring gauge 2.5 mm ²
Quiescent current	≤0.1 mA @24 V
Activation current	≥25mA @24 V (remote indicator current <15 mA)
Working Temp	-10°C ~ +50°C
Estorage Temp.	-20°C ~ +60°C
Environment	≤ 95% RH (40±2°C) (no condensation nor icing)
Configuration	Soft configuration with tool JBE-AT1, non-volatile
Protection area	20~30 m ² (subject to local codes)
Red LED indication	Standby: Flashing Alarm: Steady on when in alarm
Dimensions	100 mm × 41 mm
Weight	0.1 kg
IP Rating	IP40
Compatible bases	JBE-2165 for installation with or without remote indicator
Remote indicator	LED with or without series resistor (Rs <4 kOhm)
Normas	EN 54-5:2017+A1:2018
DoP	DoP-0370-CPR-6413-1

Sensitivity levels

The detector features three (3)sensitivity profiles: A2R, A2 and A2S. The JBEAT1 Programmer allows selecting which threshold to apply to the detector.

Profile 1 (Highest sensitivity)	EN 54-5 category A2R (Rate of rise)
Profile 2 (Medium sensitivity)	EN 54-5 category A2
Profile 3 (Lowest sensitivity)	EN 54-5 category A2S (Static)

Mechanical Dimensions (all dimensions in mm)



JBE-2401

Conventional manual call point



The JBE-2401 is a manual call point for conventional systems. It is compatible with conventional Jade Bird control panels and addressable zone module JBE-2200 and with most conventional control panels on the market.

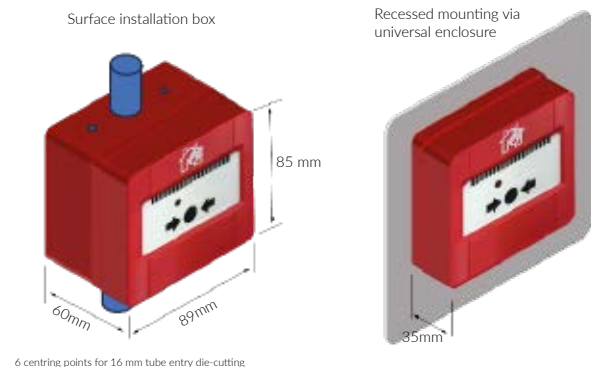
The JBE-2401 resettable manual call point has been developed for use in conventional firefighting installations. Once activated, it remains active until a manual reset is performed with the key.

The JBE-2401 conventional manual call point is an essential element for manual call point alarm generation in the conventional system. The manual call point is connected directly to the area (Includes 100 & 470 Ω 2W resistance for the alarm level in the conventional system). The absorption current is configurable by jumpers to select the limiting resistor of 100 or 470 ohms.

Key Features

- Conventional resettable manual call point.
- Includes key to reassemble the button.
- Includes two 100 and 470 Ω 2W resistances for the alarm level.
- Independent cable input and output.
- EN 54-11 certified.

Mechanical Dimensions (all dimensions in mm)



TECHNICAL DATA

Working voltage	De 6 a 30 Vcc
Activation current	<100 mA (depending on central and configuration)
Absorption Current Setting	R470 R100
Wiring	Twisted pair, max. wiring gauge 2.5 mm ²
Working temp	-10°C ~ 55°C
Environment	≤ 95% HR (40±2°C) (no condensation nor icing)
Dimensions	89 mm x 85 mm x 35 mm
IP Rating	IP20
Weight	100 gr
Certification	EN 54-11 0370-CPR-7364

Accessories



IF-CFC

Tilting protective cover for manual call point



IF-SMP

Installation base for sufficiency



BOX-2102

Exterior protector for manual call point



IF-RKEY

Key to rearm push manual call point

JBE-2160

Base for detectors and sounders with 2 contacts



This base is compatible with:

- JBE-2111 Addressable optical smoke detector
- JBE-2106 Addressable heat detector
- JBE-2115 Addressable smoke and heat detector
- JBE-2235 Addressable sounder

JBE-2163 / JBE-2167

Base for humid environments for detectors and sounders with 2/4 contacts



These bases are compatible with the same elements as their corresponding non humid environment bases.

- JBE-2163 compatible with elements which use JBE-2160 base
- JBE-2167 compatible with elements which use JBE-2165 base

JBE-2165

Base for detectors and sounders with 4 contacts



This base is compatible with:

- JBE-2111 Addressable optical smoke detector
- JBE-2106 Addressable heat detector
- JBE-2135 Addressable sounder
- JBE-2145 Addressable sounder-Beacon
- JBE-2235 Addressable sounder 2 wires
- JBE-2112 Addressable optical smoke detector
- JBE-2107 Addressable heat detector



JBE-2161

Base tube supplement



Compatible with the bases:

- JBE-2160 Base for detectors and sounders with 2 contacts
 - JBE-2165 Base for detectors and sounders with 4 contacts
-

BOX-2101

Module protective housing



This base is compatible with:

- JBE-2120 Addressable input module
 - JBE-2125 Addressable output module
 - JBE-2200 Addressable conventional zone
 - JBE-2150 Isolator Module
-

BOX-2102

MCP Protective housing



This base is compatible with:

- JBE-2101 Conventional manual call point
 - JBE-2100 Addressable manual call point
-

Supplementary information


We reserve the right to modify the contents of this document without prior notice.


JADE BIRD FIRE ALARM SYSTEMS INTERNATIONAL (EUROPE), S.L. accepts no liability for any errors or possible lack of information in this document.


We reserve all rights to this document and to the subjects and illustrations contained herein.

Any reproduction, disclosure to third parties or use of its contents - in whole or in parts - is prohibited without the prior written consent of JADE BIRD FIRE ALARM SYSTEMS INTERNATIONAL (EUROPE), S.L.

Fire Alarm Systems
Jade Bird Europe

 www.jadebird.eu.com

 info@jadebird.eu.com

 +34 936 403 414